

PRODUCT MONOGRAPH  
INCLUDING PATIENT MEDICATION INFORMATION

**PrSURVANTA®**

beractant, intratracheal suspension

100 mg phospholipids/4 mL and 200 mg phospholipids/8 mL

Lung Surfactant (Bovine) (ATC Code: R07AA02)

AbbVie Corporation  
8401 Trans-Canada Highway  
St-Laurent, QC H4S 1Z1

Date of Initial Authorization:  
JAN 29, 1993  
Date of Revision:  
JUN 04, 2021

Submission Control Number: 247544

## RECENT MAJOR LABEL CHANGES

### TABLE OF CONTENTS

Sections or subsections that are not applicable at the time of authorization are not listed.

<b>RECENT MAJOR LABEL CHANGES</b> .....	<b>2</b>
<b>TABLE OF CONTENTS</b> .....	<b>2</b>
<b>PART I: HEALTH PROFESSIONAL INFORMATION</b> .....	<b>4</b>
<b>1 INDICATIONS</b> .....	<b>4</b>
1.1 Pediatrics.....	4
1.2 Geriatrics.....	4
<b>2 CONTRAINDICATIONS</b> .....	<b>4</b>
<b>3 SERIOUS WARNINGS AND PRECAUTIONS BOX</b> .....	<b>5</b>
<b>4 DOSAGE AND ADMINISTRATION</b> .....	<b>5</b>
4.1 Dosing Considerations .....	5
4.2 Recommended Dose and Dosage Adjustment .....	5
4.3 Reconstitution.....	6
4.4 Administration .....	6
4.5 Missed Dose .....	11
<b>5 OVERDOSAGE</b> .....	<b>12</b>
<b>6 DOSAGE FORMS, STRENGTHS, COMPOSITION AND PACKAGING</b> .....	<b>12</b>
<b>7 WARNINGS AND PRECAUTIONS</b> .....	<b>12</b>
7.1 Special Populations.....	14
7.1.1 Pregnant Women.....	14
7.1.2 Breast-feeding.....	14
7.1.3 Pediatrics.....	14
7.1.4 Geriatrics.....	14
<b>8 ADVERSE REACTIONS</b> .....	<b>15</b>
8.1 Adverse Reaction Overview .....	15
8.2 Clinical Trial Adverse Reactions .....	15
8.2.1 Clinical Trial Adverse Reactions – Pediatrics.....	18
8.3 Less Common Clinical Trial Adverse Reactions.....	18

8.4	Abnormal Laboratory Findings: Hematologic, Clinical Chemistry and Other Quantitative Data.....	18
8.5	Post-Market Adverse Reactions.....	18
<b>9</b>	<b>DRUG INTERACTIONS .....</b>	<b>18</b>
9.1	Serious Drug Interactions .....	18
9.2	Drug Interactions Overview .....	18
9.3	Drug-Behavioural Interactions.....	18
9.4	Drug-Drug Interactions .....	18
9.5	Drug-Food Interactions .....	18
9.6	Drug-Herb Interactions .....	18
9.7	Drug-Laboratory Test Interactions.....	19
<b>10</b>	<b>CLINICAL PHARMACOLOGY .....</b>	<b>19</b>
10.1	Mechanism of Action .....	19
10.2	Pharmacodynamics.....	19
10.3	Pharmacokinetics.....	19
<b>11</b>	<b>STORAGE, STABILITY AND DISPOSAL.....</b>	<b>20</b>
<b>12</b>	<b>SPECIAL HANDLING INSTRUCTIONS .....</b>	<b>20</b>
<b>PART II: SCIENTIFIC INFORMATION .....</b>		<b>21</b>
<b>13</b>	<b>PHARMACEUTICAL INFORMATION .....</b>	<b>21</b>
<b>14</b>	<b>CLINICAL TRIALS .....</b>	<b>21</b>
14.1	Trial Design and Study Demographics .....	21
14.2	Study Results.....	23
14.3	Comparative Bioavailability Studies .....	25
<b>15</b>	<b>MICROBIOLOGY.....</b>	<b>25</b>
<b>16</b>	<b>NON-CLINICAL TOXICOLOGY .....</b>	<b>25</b>
<b>PATIENT MEDICATION INFORMATION .....</b>		<b>32</b>

## **PART I: HEALTH PROFESSIONAL INFORMATION**

### **1 INDICATIONS**

SURVANTA (beractant, intratracheal suspension) is indicated for:

- Prevention (prophylaxis) and
- Treatment (rescue) of Respiratory Distress Syndrome (RDS/Hyaline Membrane Disease) in premature infants

#### **Prevention**

For prophylactic treatment of infants at risk of developing RDS or who have evidence of pulmonary immaturity.

In premature infants less than 1250 g birth weight or with evidence of surfactant deficiency, give SURVANTA as soon as possible after an airway has been established, preferably within 15 minutes of birth.

#### **Rescue Treatment**

For rescue treatment of infants who have developed RDS.

To treat infants with RDS confirmed by X-ray and who require mechanical ventilation, give SURVANTA as soon as possible after an airway has been established, preferably by 8 hours of age.

SURVANTA significantly reduces the incidence of RDS, mortality due to RDS and air leak complications.

The use of SURVANTA in infants less than 600 g birth weight or greater than 1750 g birth weight has not been evaluated in controlled trials. There is no controlled experience with the use of SURVANTA in conjunction with experimental therapies for RDS (e.g., high frequency ventilation or extra-corporeal membrane oxygenation).

#### **1.1 Pediatrics**

**Pediatrics (premature infants):** Based on the data submitted and reviewed by Health Canada, the safety and efficacy of SURVANTA in pediatric patients has been established. Therefore, Health Canada has authorized an indication for pediatric use (see **1 INDICATIONS**).

#### **1.2 Geriatrics**

No data are available to Health Canada; therefore, Health Canada has not authorized an indication for geriatric use.

### **2 CONTRAINDICATIONS**

There are no known contraindications to treatment with SURVANTA.

### 3 SERIOUS WARNINGS AND PRECAUTIONS BOX

#### Serious Warnings and Precautions

- Administer in a highly supervised clinical setting
- SURVANTA can rapidly affect oxygenation and lung compliance. Therefore, frequent and careful clinical observation and monitoring of systemic oxygenation are essential to avoid hyperoxia.
- Transient episodes of bradycardia and decreased oxygen saturation may occur during dosing.

### 4 DOSAGE AND ADMINISTRATION

#### 4.1 Dosing Considerations

##### For Intratracheal Administration Only

SURVANTA should be administered by or under the supervision of health professionals experienced in intubation, ventilator management, and general care of premature infants.

**During the dosing procedure, transient episodes of bradycardia and decreased oxygen saturation have been reported (see 8 ADVERSE REACTIONS). If these occur, stop the dosing procedure and initiate appropriate measures to alleviate the condition. After stabilization, resume the dosing procedure.**

Marked improvements in oxygenation may occur within minutes of administration of SURVANTA. Therefore, frequent and careful clinical observation and monitoring of systemic oxygenation are essential to avoid hyperoxia.

Review of audiovisual instructional materials describing dosage and administration procedures is recommended before using SURVANTA. Materials are available upon request.

#### 4.2 Recommended Dose and Dosage Adjustment

**No information is available on the effects of doses other than 100 mg phospholipids/kg, more than 4 doses, dosing more frequently than every 6 hours, or administration after 48 hours of age.**

Each dose of SURVANTA is 100 mg of phospholipids/kg birth weight (4 mL/kg). The SURVANTA Dosing Chart (**Table 1**) shows the total dosage for a range of birth weights.

**Table 1 – SURVANTA Dosing Chart**

Weight (grams)	Total Dose (mL)	Weight (grams)	Total Dose (mL)
600 to 650	2.6	1301 to 1350	5.4
651 to 700	2.8	1351 to 1400	5.6
701 to 750	3.0	1401 to 1450	5.8
751 to 800	3.2	1451 to 1500	6.0
801 to 850	3.4	1501 to 1550	6.2
851 to 900	3.6	1551 to 1600	6.4
901 to 950	3.8	1601 to 1650	6.6
951 to 1000	4.0	1651 to 1700	6.8
1001 to 1050	4.2	1701 to 1750	7.0
1051 to 1100	4.4	1751 to 1800	7.2*
1101 to 1150	4.6	1801 to 1850	7.4*
1151 to 1200	4.8	1851 to 1900	7.6*
1201 to 1250	5.0	1901 to 1950	7.8*
1251 to 1300	5.2	1951 to 2000	8.0*

\* suggested dosages based on limited clinical experience in uncontrolled trials

Four doses of SURVANTA can be administered in the first 48 hours of life. Doses should be given no more frequently than every 6 hours.

#### 4.3 Reconstitution

Not applicable.

#### 4.4 Administration

##### Directions for Use

SURVANTA should be inspected visually for discolouration prior to administration. The colour of SURVANTA is off-white to light brown opaque.

If settling occurs during storage, swirl the vial gently (do not shake) to redisperse. Some foaming at the surface may occur during handling and is inherent to the nature of the product. SURVANTA does not require sonication before use.

SURVANTA is stored refrigerated (2 to 8°C). Before administration, SURVANTA should be warmed by standing at room temperature for at least 20 minutes or warmed in the hand for at least 8 minutes.

Artificial warming methods should not be used. If a prevention dose is to be given, preparation of SURVANTA should begin before the infant's birth.

Unopened, unused vials of SURVANTA that have been warmed to room temperature may be returned to the refrigerator within 24 hours of warming, and stored for future use. SURVANTA should not be warmed and returned to the refrigerator more than once. Each single-use vial of SURVANTA should be entered only once. Used vials with residual drug should be discarded.

## **Dosing Procedures**

### General

SURVANTA is administered intratracheally. It can be instilled through a 5 French end-hole catheter inserted into the infant's endotracheal tube by briefly disconnecting the endotracheal tube from the ventilator OR by inserting the catheter through a neonatal suction valve without disconnecting the endotracheal tube from the ventilator or by instillation through the secondary lumen of a double lumen endotracheal tube.

If the drug is instilled through an end-hole catheter, the length of the catheter should be shortened so that the tip of the catheter protrudes just beyond the endotracheal tube above the infant's carina. SURVANTA should not be instilled into a mainstem bronchus.

To ensure homogenous distribution of SURVANTA throughout the lungs, each dose is divided into fractional doses. Each dose can be administered in 2 half-doses or in 4 quarter-doses. Each fractional dose is administered with the infant in a different position.


To administer SURVANTA in 2 half-doses, the recommended positions are:

- Head and body turned approximately 45° to the right
- Head and body turned approximately 45° to the left

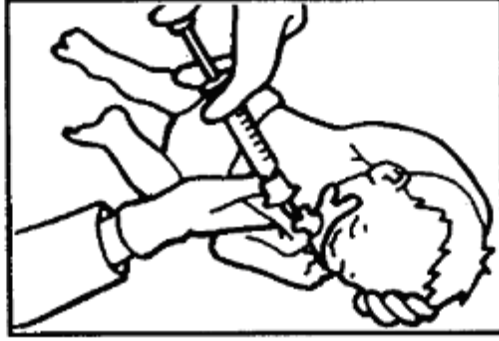
To administer SURVANTA in 4 quarter-doses, the recommended positions are:

- Head and body inclined 5 to 10° down, head and body turned to the right
- Head and body inclined 5 to 10° down, head and body turned to the left
- Head and body inclined 5 to 10° up, head and body turned to the right
- Head and body inclined 5 to 10° up, head and body turned to the left

The positions for 4 quarter-doses are illustrated below:



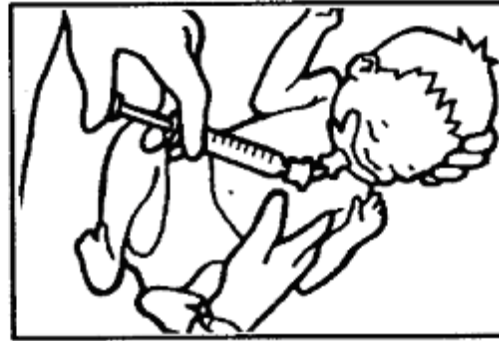
1. Infant's head and body inclined down, head and body turned to the right.



2. Head and body inclined down, head and body turned to the left.



3. Head and body inclined up, head and body turned to the right.



4. Head and body inclined up, head and body turned to the left.

The dosing procedure is facilitated if one person administers the dose while another person positions and monitors the infant.

The different methods of administering SURVANTA were evaluated in clinical trials. In the 6 single-dose and 4 multiple-dose controlled clinical trials that established safety and efficacy, SURVANTA was instilled through a catheter that was inserted into the infant's endotracheal tube by briefly disconnecting the endotracheal tube from the ventilator. Each dose was administered in 4 quarter-doses as described above.

This method of administering SURVANTA was compared to 2 other methods in a multi-centre, randomized clinical study involving 299 infants weighing 600 g or more with RDS requiring mechanical ventilation. The other methods evaluated were:

- Two half-doses administered by inserting the catheter through the endotracheal tube while the endotracheal tube was briefly disconnected from the ventilator. The half-doses were administered in the 2 positions described above.
- Two half-doses administered without disconnecting the endotracheal tube from the ventilator by inserting the catheter through a neonatal suction valve into the endotracheal tube. The half-doses were administered in the 2 positions described above.



There were no significant differences among the 3 groups in average  $\text{FiO}_2$ ,  $\text{a/APO}_2$ , or MAP at 72 hours of age, or in the incidence of pulmonary air leaks, pulmonary interstitial emphysema, patent ductus arteriosus, or mortality at 72 hours of age.

Administration of SURVANTA using a double-lumen endotracheal tube is functionally equivalent to the use of the neonatal suction valve; i.e., delivery of SURVANTA at the distal end of the endotracheal tube without interrupting mechanical ventilation. If an infant is already intubated with a single-lumen endotracheal tube, the infant should not be reintubated with a double-lumen endotracheal tube solely for the purpose of administering SURVANTA.

## **First Dose**

### Instillation Through End-Hole Catheter

Determine the total dose of SURVANTA from the SURVANTA Dosing Chart (**Table 1**) based on the infant's birth weight. Slowly withdraw the entire contents of the vial into a plastic syringe through a large-gauge needle (e.g., at least 20 gauge). Do not filter SURVANTA and avoid shaking.

Attach the pre-measured 5 French end-hole catheter to the syringe. Fill the catheter with SURVANTA. Discard excess SURVANTA through the catheter so that only the total dose to be given remains in the syringe.

Before administering SURVANTA, assure proper placement and patency of the endotracheal tube. At the discretion of the health professional, the endotracheal tube may be suctioned before administering SURVANTA. The infant should be allowed to stabilize before proceeding with dosing.

### First Fractional Dose – Prevention Strategy

In the prevention strategy, weigh, intubate and stabilize the infant. Administer the dose as soon as possible after birth, preferably within 15 minutes. Position the infant appropriately and gently inject the first fractional dose through the catheter over 2 to 3 seconds.

After administration of the first fractional dose, remove the catheter from the endotracheal tube.

Manually ventilate with a hand-bag with sufficient oxygen to prevent cyanosis, at a rate of 60 breaths/minute and sufficient positive pressure to provide adequate air exchange and chest wall excursion.

### First Fractional Dose – Rescue Strategy

In the rescue strategy, the first dose should be given as soon as possible after the infant is placed on a ventilator for management of RDS. In the clinical trials, immediately before instilling the first fractional dose, the infant's ventilator settings were changed to rate 60/minute, inspiratory time 0.5 second, and  $\text{FiO}_2$  1.0.

Position the infant appropriately and gently inject the first fractional dose through the catheter over 2 to 3 seconds. After administration of the first fractional dose, remove the catheter from the endotracheal tube. Return the infant to the mechanical ventilator.

### Remaining Fractional Doses – Prevention and Rescue Strategies

In both strategies, ventilate the infant for at least 30 seconds or until stable. Reposition the infant for instillation of the next fractional dose.

Instill the remaining fractional doses using the same procedures. After instillation of each fractional dose, remove the catheter and ventilate for at least 30 seconds or until the infant is stabilized. After instillation of the final fractional dose, remove the catheter without flushing it.

Do not suction the infant for 1 hour after dosing unless signs of significant airway obstruction occur.

After completion of the dosing procedure, resume usual ventilator management and clinical care.

### Instillation Through Secondary Lumen of a Double-Lumen Endotracheal Tube

Ensure that the infant is intubated with the appropriate size double-lumen endotracheal tube. Determine the total dose of SURVANTA from the SURVANTA Dosing Chart (**Table 1**) based on the infant's birth weight. Slowly withdraw the total dose from the vial into a plastic syringe through a large-gauge needle (e.g., at least 20 gauge). Do not filter SURVANTA and avoid shaking.

Before administering SURVANTA, assure proper placement and patency of the endotracheal tube. At the discretion of the health professional, the endotracheal tube may be suctioned before administering SURVANTA. The infant should be allowed to stabilize before proceeding with dosing.

### First Fractional Dose – Prevention Strategy

In the prevention strategy, weigh, intubate and stabilize the infant. Administer the dose as soon as possible after birth, preferably within 15 minutes. Attach the syringe containing SURVANTA to the secondary lumen. Position the infant appropriately and gently inject the first fractional dose through the secondary lumen over 2 to 3 seconds without interrupting ventilation. If manually ventilated, ventilate with a hand-bag with sufficient oxygen to prevent cyanosis, at a rate of 60 breaths/minute, and sufficient positive pressure to provide adequate air exchange and chest wall excursion.

### First Fractional Dose – Rescue Strategy

In the rescue strategy, the first dose should be given as soon as possible after the infant is placed on a ventilator for management of RDS. Immediately before instilling the first fractional dose, change the infant's ventilator settings to rate 60/minute, inspiratory time 0.5 second, and FiO<sub>2</sub> 1.0.

Position the infant appropriately and gently inject the first fractional dose through the secondary lumen over 2 to 3 seconds without interrupting mechanical ventilation.

### Remaining Fractional Doses – Prevention and Rescue Strategies

In both strategies, ventilate the infant for at least 30 seconds or until stable. Reposition the infant for instillation of the next fractional dose.

Instill the remaining fractional doses using the same procedures. After instillation of each fractional dose, ventilate for at least 30 seconds or until the infant is stabilized. After instillation of the final fractional dose, remove the syringe from the secondary lumen, inject 0.5 mL of air to flush the secondary lumen and cap it.

After completion of the dosing procedure, resume usual ventilator management and clinical care.

### **Repeat Doses**

The need for additional doses of SURVANTA is determined by evidence of continuing respiratory distress.

- Dose no sooner than 6 hours after the preceding dose if the infant remains intubated and requires at least 30% inspired oxygen to maintain a PaO<sub>2</sub> less than or equal to 80 torr. In controlled clinical trials, 60% of patients (prevention) and 79% of patients (rescue) required more than 1 dose of SURVANTA. 34.8% of patients (prevention) and 52.2% of patients (rescue) required 4 doses.
- Radiographic confirmation of RDS should be obtained before administering additional doses to those who received a prevention dose.

The dosage of SURVANTA for each repeat dose is also 100 mg phospholipids/kg and is based on the infant's birth weight. The infant should not be reweighed for determination of the SURVANTA dosage. Use the SURVANTA Dosing Chart (**Table 1**) to determine the total dosage.

Prepare SURVANTA and position the infant for administration of each fractional dose as previously described. After instillation of each fractional dose, remove the dosing catheter from the endotracheal tube and ventilate the infant for at least 30 seconds or until stable.

In the clinical studies, ventilator settings used to administer repeat doses were different than those used for the first dose. For repeat doses, the FiO<sub>2</sub> was increased by 0.20 or an amount sufficient to prevent cyanosis. The ventilator delivered a rate of 30/minute with an inspiratory time less than 1.0 second. If the infant's pre-treatment rate was 30 or greater, it was left unchanged during SURVANTA instillation.

Manual hand-bag ventilation should not be used to administer repeat doses. During the dosing procedure, ventilator settings may be adjusted at the discretion of the health professional to maintain appropriate oxygenation and ventilation.

After completion of the dosing procedure, resume usual ventilator management and clinical care.

### **Dosing Precautions**

If an infant experiences bradycardia or oxygen desaturation during the dosing procedure, stop the dosing procedure and initiate appropriate measures to alleviate the condition. After the infant has stabilized, resume the dosing procedure.

Rales and moist breath sounds can occur transiently after administration of SURVANTA. Endotracheal suctioning or other remedial action is necessary if clear-cut signs of airway obstruction are present.

### **4.5 Missed Dose**

Not applicable.

## 5 OVERDOSAGE

Overdosage with SURVANTA has not been reported. Based on animal data, overdosage might result in acute airway obstruction. Treatment should be symptomatic and supportive.

For management of a suspected drug overdose, contact your regional poison control centre.

## 6 DOSAGE FORMS, STRENGTHS, COMPOSITION AND PACKAGING

SURVANTA is supplied in single-use glass vials containing 4 mL or 8 mL of SURVANTA.

4 mL: Each milliliter contains 25 mg of phospholipids (100 mg phospholipids/4 mL) suspended in 0.9% sodium chloride solution.

8 mL: Each milliliter contains 25 mg of phospholipids (200 mg phospholipids/8 mL) suspended in 0.9% sodium chloride solution.

The formulation is an off-white to light brown opaque liquid.

### Composition

SURVANTA is a sterile, non-pyrogenic pulmonary surfactant and natural bovine lung extract. It is supplemented with 3 synthetically derived lipids; colfosceril palmitate (dipalmitoylphosphatidylcholine), palmitic acid and tripalmitin. These latter lipids are added to standardize the composition and to mimic the surface-tension lowering properties of natural lung surfactant. The resulting composition provides an average concentration of 25 mg/mL phospholipids and less than 1.0 mg/mL protein.

**Table 2 – Composition of SURVANTA by Chemical Class**

Composition	Quantities (mg/mL)
Total Phospholipids	25
Disaturated Phosphatidylcholine	11.0 to 15.5
Triglycerides	0.5 to 1.75
Free Fatty Acids	1.4 to 3.5
Protein	0.1 to 0.4
Sodium Chloride	9.0

### Description

SURVANTA is heat-sterilized and does not contain preservatives. Its protein content includes 2 hydrophobic surfactant-associated proteins of low molecular weight, commonly known as SP-B and SP-C. It does not contain the hydrophilic, large molecular weight surfactant-associated protein known as SP-A.

## 7 WARNINGS AND PRECAUTIONS

Please see **3 SERIOUS WARNINGS AND PRECAUTIONS BOX**.

## General

SURVANTA is intended for intratracheal use only (see **4 DOSAGE AND ADMINISTRATION**).

No information is available on the effects of doses other than 100 mg phospholipids/kg, more than 4 doses, dosing more frequently than every 6 hours, or administration after 48 hours of age.

Usage of SURVANTA should be restricted to a highly supervised clinical setting with immediate availability of health professionals experienced with intubation, ventilator management, and general care of premature infants. Vigilant clinical attention should be given to all infants prior to, during, and after administration of SURVANTA. Infants receiving SURVANTA should be frequently monitored with arterial or transcutaneous measurement of systemic oxygen and carbon dioxide.

During the dosing procedure, transient episodes of bradycardia and decreased oxygen saturation have been reported (see **8 ADVERSE REACTIONS**). If these occur, stop the dosing procedure and initiate appropriate measures to alleviate the condition. After stabilization, resume the dosing procedure.

The use of SURVANTA in infants less than 600 g birth weight or greater than 1750 g birth weight has not been evaluated in controlled trials. There is no controlled experience with the use of SURVANTA in conjunction with experimental therapies for RDS (e.g., high frequency ventilation or extra-corporeal membrane oxygenation).

## Intracranial Hemorrhage

In one of the single-dose rescue studies and one of the multi-dose prevention studies, the rate of intracranial hemorrhage was significantly higher in SURVANTA patients than in control patients (63.3% vs. 30.8%,  $p = 0.001$  and 48.8% vs. 34.2%,  $p = 0.047$ , respectively). However, when all controlled studies were pooled, there was no difference between treatment groups in incidences of intracranial hemorrhage.

## Carcinogenesis and Mutagenesis

Mutagenicity studies were negative. Carcinogenicity studies were not conducted with SURVANTA.

## Immune

Increased probability of post-treatment nosocomial sepsis in SURVANTA-treated infants was observed in clinical trials (see **Table 4**). The increased risk for sepsis among SURVANTA-treated infants was not associated with increased mortality among these infants.

## Monitoring and Laboratory Tests

Vigilant clinical attention should be given to all infants prior to, during, and after administration of SURVANTA. Infants receiving SURVANTA should be frequently monitored with arterial or transcutaneous measurement of systemic oxygen and carbon dioxide.

## Reproductive Health: Female and Male Potential

- **Fertility**

Beractant up to 500 mg phospholipids/kg/day, approximately one-third the premature infant dose based on  $\text{mg}/\text{m}^2/\text{day}$ , was administered subcutaneously to newborn rats for 5 days. These rats reproduced normally and there were no observable adverse effects in their offspring.

## **Respiratory**

### ***Endotracheal Tube Blockage Due to Mucous Plugs***

Infants whose ventilation becomes markedly impaired during or shortly after dosing may have mucous plugging of the endotracheal tube, particularly if pulmonary secretions were prominent prior to drug administration. Suctioning of all infants prior to dosing may lessen the chance of mucous plugs obstructing the endotracheal tube. If endotracheal tube obstruction from such plugs is suspected, and suctioning is unsuccessful in removing the obstruction, the blocked endotracheal tube should be replaced immediately. In the multiple-dose studies performed with SURVANTA, there were 4 reports of endotracheal tube blockage out of 1,691 doses (0.2%).

### ***Oxygenation***

SURVANTA can rapidly affect oxygenation and lung compliance. In some infants, hyperoxia may occur within minutes of administration of SURVANTA. If hyperoxia develops, and transcutaneous oxygen saturation is in excess of 95%, FiO<sub>2</sub> should be reduced until saturation is 90 to 95%. If the improvement in chest expansion seems excessive, peak ventilator inspiratory pressures should be immediately reduced. Failure to reduce inspiratory ventilatory pressures rapidly can result in lung overdistention and fatal pulmonary air leaks.

Hyperoxia, cyanosis and reflux through the endotracheal tube, additionally to bradycardia and decreased oxygen saturation, have been the most frequently reported complications in clinical trials. If reflux occurs, drug administration should be stopped and if necessary, peak inspiratory pressure on the ventilator should be increased by 4 to 5 cm H<sub>2</sub>O until clearing of the endotracheal tube occurs.

### ***Rales***

Rales and moist breath sounds can occur transiently after administration. Endotracheal suctioning or other remedial action is necessary if clear-cut signs of airway obstruction are present.

## **7.1 Special Populations**

### **7.1.1 Pregnant Women**

Not applicable.

### **7.1.2 Breast-feeding**

Not applicable.

### **7.1.3 Pediatrics**

**Pediatrics (premature infants):** Based on the data submitted and reviewed by Health Canada, the safety and efficacy of SURVANTA in pediatric patients has been established. Therefore, Health Canada has authorized an indication for pediatric use.

### **7.1.4 Geriatrics**

Not applicable.

## 8 ADVERSE REACTIONS

### 8.1 Adverse Reaction Overview

The most commonly reported adverse experiences were associated with the dosing procedure.

In the multiple-dose controlled clinical trials, each dose of SURVANTA was divided into 4 quarter-doses. Each quarter dose was instilled through a catheter inserted into the endotracheal tube by briefly disconnecting the endotracheal tube from the ventilator.

Transient bradycardia occurred with 11.9% of doses. Oxygen desaturation occurred with 9.8% of doses. Other reactions during the dosing procedure occurred with fewer than 1% of doses and included endotracheal tube reflux, pallor, vasoconstriction, hypotension, endotracheal tube blockage, hypertension, hypocarbia, hypercarbia, and apnea. No deaths occurred during the dosing procedure, and all reactions resolved with symptomatic treatment.

### 8.2 Clinical Trial Adverse Reactions

Clinical trials are conducted under very specific conditions. The adverse reaction rates observed in the clinical trials; therefore, may not reflect the rates observed in practice and should not be compared to the rates in the clinical trials of another drug. Adverse reaction information from clinical trials may be useful in identifying and approximating rates of adverse drug reactions in real-world use.

**Table 3** summarizes all adverse experiences reported during controlled clinical trials.

There were no statistically significant differences between treatments in the type or number of events reported.

**Table 3 – Number of Infants with Adverse Events (All Controlled Studies)\***

Body System/Event	SURVANTA		Sham Air	
	N = 840	%	N = 851	%
<b>At Least 1 Event</b>	49	5.8	40	4.7
<b>Cardiovascular</b>				
Other cardiovascular adverse events	7	0.8	9	1.0
Aortic thrombosis	3	0.4	0	0.0
Hypotension	3	0.4	0	0.0
Bradycardia	2	0.2	1	0.1
<b>Central Nervous System</b>				
Seizure	6	0.7	6	0.7
Other CNS adverse events	0	0.0	1	0.1
<b>Gastrointestinal</b>				
Other gastrointestinal adverse events	4	0.5	5	0.6
Intestinal perforations	2	0.2	5	0.6

Body System/Event	SURVANTA		Sham Air	
	N = 840	%	N = 851	%
Volvulus	2	0.2	0	0.0
<b>Hematologic</b>				
Coagulopathy	2	0.2	0	0.0
Other hematologic adverse events	0	0	3	0.4
<b>Renal</b>				
Renal failure	2	0.2	2	0.2
Other renal adverse events	2	0.2	1	0.1
<b>Respiratory</b>				
Decreased oxygenation	9	1.1	3	0.4
Pulmonary hemorrhage N = 225 for SURVANTA N = 238 for Sham Air	2	0.9	1	0.4
Problems with ET tube	4	0.5	1	0.1
Other respiratory adverse events	4	0.5	3	0.4
Blood from ET tube	3	0.4	0	0.0
<b>Systemic</b>				
Sepsis	2	0.2	1	0.1
Other systemic adverse events	2	0.2	3	0.4
<b>Other Adverse Events</b>	3	0.4	3	0.4

\* (Events with an incidence  $\geq 0.2\%$  are specified)

A clinical study compared the above quarter-dose administration regimen to the same procedure using 2 half-doses and another 2 half-dose procedure with uninterrupted ventilation accomplished by passing the catheter through a neonatal suction valve in the endotracheal tube. With the first dose there was significantly less endotracheal tube reflux observed in the group with the quarter-dose regimen ( $p = 0.007$ ) than in the group with uninterrupted ventilation. With the first dose there was significantly less oxygen desaturation in the group with uninterrupted ventilation ( $p = 0.008$ ) than in the other group receiving 2 half-doses. There were no differences in these events after later doses and no differences in heart rate after any doses (**see 4.4 Administration**).

The occurrence of concurrent illnesses common in premature infants was evaluated in the controlled trials. The rates in all controlled studies are in **Table 4**.



**Table 4 – Percentage of Infants with Concurrent Events**

	<b>SURVANTA (%)</b>	<b>Control (%)</b>
Patent ductus arteriosus	46.9	47.1
Intracranial hemorrhage	48.1	45.2
Severe intracranial hemorrhage	24.1	23.3
Pulmonary air leaks	10.9	24.7 *
Pulmonary interstitial emphysema	20.2	38.4 *
Necrotizing enterocolitis	6.1	5.3
Apnea	65.4	59.6
Severe apnea	46.1	42.5
Post-treatment sepsis	20.7	16.1 **
Post-treatment infection	10.2	9.1
Pulmonary Hemorrhage	7.2	5.3

\* p < 0.001

\*\* p < 0.05

In one of the single-dose rescue studies and one of the multi-dose prevention studies, the rate of intracranial hemorrhage was significantly higher in SURVANTA patients than in control patients (63.3% vs. 30.8%, p = 0.001 and 48.8% vs. 34.2%, p = 0.047, respectively). However, when all controlled studies were pooled, there was no difference between treatment groups in incidences of intracranial hemorrhage.

### **Follow-up Evaluations**

To date, no long-term complications or sequelae of SURVANTA therapy have been found.

### **Single-Dose Studies**

Six-month adjusted-age follow-up evaluations of 232 infants (115 treated) demonstrated no clinically important differences between treatment groups in pulmonary and neurologic sequelae, incidence or severity of retinopathy of prematurity, rehospitalizations, growth, or allergic manifestations.

### **Multiple-Dose Studies**

Six-month adjusted-age follow-up evaluations have been completed in 631 (345 treated) of 916 surviving infants. There was significantly less cerebral palsy and need for supplemental oxygen in SURVANTA infants than controls. Wheezing at the time of examination was more frequent among SURVANTA infants, although there was no difference in bronchodilator therapy.

Final twelve-month follow-up data from the multiple-dose studies are available from 521 (272 treated) of 909 surviving infants. There was significantly less wheezing in SURVANTA infants than controls in contrast to the 6-month results. There was no difference in the incidence of cerebral palsy at 12 months.

Twenty-four month adjusted-age evaluations were completed in 429 (226 treated) of 906 surviving infants. There were significantly fewer SURVANTA infants with rhonchi, wheezing, tachypnea or neurological findings, compared to infants treated with Sham Air, at the time of examination. No other differences were found.

### **8.2.1 Clinical Trial Adverse Reactions – Pediatrics**

See **8.2 Clinical Trial Adverse Reactions**.

### **8.3 Less Common Clinical Trial Adverse Reactions**

Not applicable.

### **8.4 Abnormal Laboratory Findings: Hematologic, Clinical Chemistry and Other Quantitative Data Clinical Trial Findings**

In the controlled clinical trials, there was no effect of SURVANTA on results of common laboratory tests: white blood cell count, serum sodium, potassium, bilirubin, and creatinine. IgG or IgM antibodies to surfactant-associated proteins SP-B and SP-C were not detected.

### **Post-Market Findings**

Not applicable.

### **8.5 Post-Market Adverse Reactions**

No new adverse reactions have been reported, nor has there been an increase in the incidence of known adverse reactions identified in the clinical trials completed to date.

## **9 DRUG INTERACTIONS**

### **9.1 Serious Drug Interactions**

Not applicable.

### **9.2 Drug Interactions Overview**

No formal drug-drug interaction studies were conducted.

### **9.3 Drug-Behavioural Interactions**

Not applicable.

### **9.4 Drug-Drug Interactions**

No formal drug-drug interaction studies were conducted.

### **9.5 Drug-Food Interactions**

Interactions with food have not been established.

### **9.6 Drug-Herb Interactions**

Interactions with herbal products have not been established.

## 9.7 Drug-Laboratory Test Interactions

Interactions with laboratory tests have not been established.

## 10 CLINICAL PHARMACOLOGY

### 10.1 Mechanism of Action

Deficiency of pulmonary surfactant is an important factor in the development of Respiratory Distress Syndrome (RDS) in premature infants. SURVANTA replenishes surfactant and restores surface activity to the lungs of these infants. It reduces surface tension and concomitantly increases lung compliance.

### 10.2 Pharmacodynamics

Intratracheally administered SURVANTA distributes rapidly to the alveolar surfaces and stabilizes the alveoli against collapse during respiration thereby increasing alveolar ventilation.

In clinical studies of premature infants with RDS, a significant improvement in oxygenation was demonstrated after treatment with a single dose of SURVANTA. These infants showed a decreased need for supplemental oxygen and an increase in the arterial/alveolar oxygen ratio (a/APO<sub>2</sub>). Significantly decreased need for respiratory support, as indicated by a lower mean airway pressure, was also observed.

In prophylactic studies of premature infants at high risk of RDS, multiple doses (up to 4 doses within 48 hours) of SURVANTA reduced the incidence and mortality of RDS, reduced the incidence of pulmonary air leaks and pulmonary interstitial emphysema, improved a/APO<sub>2</sub> and FiO<sub>2</sub> (Fraction of inspired oxygen) at 72 hours of age, and reduced mortality from any cause.

### Human Pharmacology

Clinical dose-response studies were not done with SURVANTA. The clinical dose of 100 mg phospholipids/kg/dose was selected because previous experience with the same dose of the lyophilized powder formulation of Surfactant TA demonstrated its acute efficacy and safety.

### Animal Pharmacology

In vivo, single doses of SURVANTA improve lung pressure-volume measurements, lung compliance, and oxygenation in premature rabbits and sheep.

Surface-tension lowering cannot be directly measured in vivo.

### 10.3 Pharmacokinetics

No information is available about the metabolic fate of the surfactant-associated proteins in SURVANTA. The metabolic disposition in humans has not been studied.

### Special Populations and Conditions

- **Pediatrics**

See **10 CLINICAL PHARMACOLOGY** for the pharmacokinetics of SURVANTA in infants.

- **Geriatrics**

SURVANTA pharmacokinetics have not been investigated in geriatric population.

- **Sex**  
No gender-related pharmacokinetic differences have been observed in pediatric patients studied.
- **Pregnancy and Breast-feeding**  
Not applicable.
- **Genetic Polymorphism**  
No data are available on genetic polymorphism.
- **Ethnic Origin**  
Pharmacokinetic differences due to race have not been identified.
- **Hepatic Insufficiency**  
The pharmacokinetics of SURVANTA in patients with hepatic impairment have not been determined.
- **Renal Insufficiency**  
The pharmacokinetics of SURVANTA in patients with renal impairment have not been determined.
- **Obesity**  
Not applicable.

## 11 STORAGE, STABILITY AND DISPOSAL

### Temperature:

Store unopened vials at refrigeration temperature (2 to 8°C).

Unopened, unused vials of SURVANTA that have been warmed to room temperature may be returned to the refrigerator within 24 hours of warming, and stored for future use. Drug should not be warmed and returned to the refrigerator more than once.

### Light:

Protect from light. Store vials in carton until ready for use.

### Others:

Each single use vial of SURVANTA should be entered with a needle only once. Used vials with residual drug should be discarded.

Keep out of reach and sight of children.

## 12 SPECIAL HANDLING INSTRUCTIONS

Not applicable.

## PART II: SCIENTIFIC INFORMATION

### 13 PHARMACEUTICAL INFORMATION

#### Drug Substance

Proper name: beractant

Chemical name: Not applicable

Molecular formula and molecular mass: Not applicable

Other name: Surfactant TA

Structural formula: Not applicable

Physicochemical properties: Not applicable

Pharmaceutical standard: Not applicable

Description: A natural product isolated from bovine lung extracts (Bovine Lung Lipids) containing phospholipids, neutral lipids, fatty acids and protein. It is fortified by the addition of the synthetic lipids, namely dipalmitoyl-phosphatidylcholine (colfosceril palmitate), palmitic acid and tripalmitin (fortification lipids). It is formulated as a sterile, aqueous liquid for intratracheal instillation.

Physical description: Off-white to light brown opaque.

### 14 CLINICAL TRIALS

#### 14.1 Trial Design and Study Demographics

Clinical effects of SURVANTA (beractant, intratracheal suspension) were demonstrated in 6 single-dose and 4 multiple-dose randomized, multi-center, controlled clinical trials involving approximately 1700 infants. Three open trials, including a Treatment Investigational New Drug (IND), involved more than 8500 infants. Each dose of SURVANTA in all studies was 100 mg phospholipids/kg birth weight and was based on published experience with Surfactant TA, a lyophilized powder dosage form of SURVANTA having the same composition.

The studies were of 2 basic designs: **treatment** or **rescue** studies in which surfactant was given to low birthweight infants with established Respiratory Distress Syndrome (RDS), and **prevention** studies in which surfactant was given shortly after birth to infants at highest risk for RDS.

**Table 5 – Summary of Patient Demographics for Clinical Trials in Prevention (Prophylaxis) and Treatment (Rescue) of Respiratory Distress Syndrome (RDS/Hyaline Membrane Disease) in Premature Infants**

	Study #	Trial Design	Dosage, Route of Administration and Duration	Study Subjects (n)	Mean Gestational Age (weeks)	Gender (% Male/Female)
Prevention Studies	Study 1	Randomised, multicenter, double blind, placebo-controlled study	Beractant, intratracheal suspension			
			100 mg phospholipids/kg birth weight within 15 minutes of birth. Infants could receive 3 additional doses in the first 48 hours.			
			SURVANTA	119	26.6	52/48
		Placebo (Sham Air)	124	26.6	48/52	
	Study 2*	Randomised, multicenter, double blind, placebo-controlled study	Beractant, intratracheal suspension			
			100 mg phospholipids/kg birth weight within 15 minutes of birth. Infants could receive 3 additional doses in the first 48 hours.			
SURVANTA			91	26.5	60/40	
	Placebo (Sham Air)	96	26.8	59/41		

	Study #	Trial Design	Dosage, Route of Administration and Duration	Study Subjects (n)	Mean Gestational Age (weeks)	Gender (% Male/Female)
Rescue Studies	Study 3*	Randomised, multicenter, double blind, placebo-controlled study	Beractant, intratracheal suspension			
			100 mg phospholipids/kg birth weight within 8 hours of birth. Infants could receive 3 additional doses in the first 48 hours.			
			SURVANTA	198	27.8	61/39
			Placebo (Sham Air)	193	27.6	51/49
	Study 4	Randomised, multicenter, double blind, placebo-controlled study	Beractant, intratracheal suspension			
100 mg phospholipids/kg birth weight within 8 hours of birth. Infants could receive 3 additional doses in the first 48 hours.						
		SURVANTA	204	27.5	57/43	
		Placebo (Sham Air)	203	27.4	58/42	

\* Study discontinued when Treatment IND initiated

## 14.2 Study Results

### Prevention Studies

Infants of 600 to 1250 g birth weight and 23 to 29 weeks estimated gestational age were enrolled in 2 multiple-dose studies. A dose of SURVANTA was given within 15 minutes of birth to prevent the development of RDS. Up to 3 additional doses in the first 48 hours, as often as every 6 hours, were given if RDS subsequently developed and infants required mechanical ventilation with an  $FiO_2 \geq 0.30$ . Results of **Studies 1** and **2** at 28 days of age are shown in **Table 6**.

**Table 6 – Results of Prevention Studies**

	Study 1			Study 2 <sup>a</sup>		
	SURVANTA (n=119)	Control (n=124)	P-Value	SURVANTA (n=91)	Control (n=96)	P-Value
Incidence of RDS (%)	27.6	63.5	< 0.001	28.6	48.3	0.007
Death due to RDS (%)	2.5	19.5	< 0.001	1.1	10.5	0.006
Death or BPD due to RDS (%)	48.7	52.8	0.536	27.5	44.2	0.018
Death due to any cause (%)	7.6	22.8	0.001	16.5 <sup>b</sup>	13.7	0.633
Air Leaks <sup>c</sup> (%)	5.9	21.7	0.001	14.5	19.6	0.374
Pulmonary interstitial emphysema (%)	20.8	40.0	0.001	26.5	33.2	0.298

- a. Study discontinued when Treatment IND initiated
- b. No cause of death in the SURVANTA group was significantly increased; the higher number of deaths in this group was due to the sum of all causes.
- c. Pneumothorax or pneumopericardium

**Rescue Studies**

Infants of 600 to 1750 g birth weight with RDS requiring mechanical ventilation and an  $FiO_2 \geq 0.40$  were enrolled in 2 multiple-dose rescue studies. The initial dose of SURVANTA was given after RDS developed and before 8 hours of age. Infants could receive up to 3 additional doses in the first 48 hours, as often as every 6 hours, if they required mechanical ventilation and an  $FiO_2 \geq 0.30$ . Results of **Studies 3** and **4** at 28 days of age are shown in **Table 7**.

**Table 7 – Results of Rescue Studies**

	Study 3 <sup>a</sup>			Study 4		
	SURVANTA (n = 198)	Control (n = 193)	P-Value	SURVANTA (n = 204)	Control (n = 203)	P-Value
Death due to RDS (%)	11.6	18.1	0.071	6.4	22.3	< 0.001
Death or BPD due to RDS (%)	59.1	66.8	0.102	43.6	63.4	< 0.001
Death due to any cause (%)	21.7	26.4	0.285	15.2	28.2	0.001
Air Leaks <sup>b</sup> (%)	11.8	29.5	< 0.001	11.2	22.2	0.005
Pulmonary interstitial emphysema (%)	16.3	34.0	< 0.001	20.8	44.4	< 0.001

- a. Study discontinued when Treatment IND initiated
- b. Pneumothorax or pneumopericardium



## Acute Clinical Effects

Marked improvements in oxygenation may occur within minutes of administration of SURVANTA. All controlled clinical studies with SURVANTA provided information regarding the acute effects of SURVANTA on the arterial-alveolar oxygen ratio (a/APO<sub>2</sub>), FiO<sub>2</sub>, and mean airway pressure (MAP) during the first 48 to 72 hours of life. Significant improvements in these variables were sustained for 48 to 72 hours in SURVANTA-treated infants in 4 single-dose and 2 multiple-dose rescue studies and in 2 multiple-dose prevention studies. In the single-dose prevention studies, the FiO<sub>2</sub> improved significantly.

### 14.3 Comparative Bioavailability Studies

Not applicable.

## 15 MICROBIOLOGY

No microbiological information is required for this drug product.

## 16 NON-CLINICAL TOXICOLOGY

### Acute Toxicity

SURVANTA was evaluated for acute intratracheal toxicity in mice and rats, for subchronic intratracheal toxicity in rats and ferrets, and for sensitization potential in guinea pigs. Two acute toxicity studies are summarized in **Table 8**.

The only acute toxicity observed in preclinical studies was dyspnea, and, in extreme cases, death from asphyxiation. These findings occurred in saline-treated control animals as well as in SURVANTA-treated animals.

### Subacute Toxicity

One rat and three ferrets multidose, subacute toxicity studies were conducted with SURVANTA. Ferrets were chosen as a non-rodent model because their pulmonary structure resembles that of man. The 4 subacute toxicity studies are summarized in **Table 9 to 12**.

### Carcinogenicity

Carcinogenicity studies have not been performed with SURVANTA.

### Mutagenicity

Mutagenicity studies were negative.

### Reproductive and Developmental Toxicology

Beractant up to 500 mg phospholipids/kg/day, approximately one-third the premature infant dose based on mg/m<sup>2</sup>/day, was administered subcutaneously to newborn rats for 5 days. These rats reproduced normally and there were no observable adverse effects in their offspring.

### Special Toxicology

A special toxicity study was undertaken to determine the antigenicity of SURVANTA. A group of 10 adult male guinea pigs was administered 3 doses of SURVANTA intraperitoneally on alternate days followed 3 weeks later by a single intratracheal challenge dose. Two positive control groups were

administered sensitization and challenge doses of egg albumin according to the same schedule and routes of administration for the group administered SURVANTA. Cyanosis, dyspnea, unsteady gait, ataxia, convulsions and deaths were observed in both egg-albumin-treated groups, but no such manifestations of anaphylaxis were seen in the group administered SURVANTA.

**Table 8 – Acute Toxicity Studies of SURVANTA**

Species/ Study No.	Sex	Age (weeks)	Route of Administration	Dose Range		Vehicle	Signs	Lethality	Time of Death
				mg/kg <sup>a</sup>	mL/kg				
<b>Mouse</b> T84-296	Male <sup>b</sup>	5	Intratracheal	160	4	0.9% saline	Rales	No deaths <sup>c</sup>	--
<b>Rat</b> T84-296	Male <sup>b</sup>	5	Intratracheal	160	4	0.9% saline	Rales	No deaths	--
T85-287	Male <sup>b</sup>	5	Intratracheal	100	4	0.9% saline	Minimal inflammatory response in both groups. Minimal pulmonary inflammatory reactions plus minimal to mild intra-alveolar microgranulomata; still present 7 days after treatment	No deaths	--

- a. mg phospholipid/kg body weight
- b. This study was conducted as exploratory research; not all GLP requirements were met. Lyophilized Surfactant TA.
- c. One of ten mice died 12 days after treatment but the death was not considered treatment-related.

**Table 9 – Two-Week Toxicity Study of Surfactant TA (Abbott-60386X) Administered Intratracheally to Young Rats**

Group	T <sub>0</sub>	T <sub>1</sub>	T <sub>2</sub>	T <sub>3</sub>	T <sub>4</sub>
Dosage (mg phospholipid /kg/day)	0 (sham-treated)	0 (0.9% saline)	100	100 (every other day)	200 (100 twice daily)
Dose Volume (mL/kg)	---	4	4	4	8 (4 twice daily.)
No. Deaths / No. Treated	0/10	1/10*	1/11*	2/10*	6/13*
Body Weight Gain	75%	63%	66%	70%	57%
Toxic Signs	Dyspnea (attributed to intratracheal catheter)	Acute respiratory distress immediately after treatment (attributed to transient airway obstruction by saline or test surfactant)			
Hematology	---	Bone marrow M:E ratios of saline- and surfactant-treated rats slightly higher than values for sham-treated rats			
Clinical Chemistry	---	No biologically-meaningful differences from values for sham-treated rats			
Organ Weights	---	No abnormalities	Increased absolute or relative lung weights		
Anatomic Pathology	Interstitial pneumonia without granulomatous changes in 2/10 sham-treated and 10/10 saline-treated rats	Pulmonary changes characterized by granulomatous pneumonia with fat-positive material in 30/30 surfactant-treated rats (consistent with treatment route and lipid nature of surfactant)			

\* Deaths were attributed to mechanical suffocation, not surfactant toxicity.

**Table 10 – Three-Day Multiple-Dose Intratracheal Toxicity Study of SURVANTA in Young Ferrets (With One Month Recovery Period)**

Group		T <sub>0</sub>	T <sub>1</sub>	T <sub>2</sub>
Dosage (mg phospholipid/kg/day)		0 (0.9% saline)	100	300
Dose Volume (mL/kg, four times daily)		12	4	12
No. Deaths / No. Treated		0/12	0/12	0/12
Body Weight Gain	M	5.2%	5.7%	5.0%
	F	6.5%	2.9%	2.1%
Toxic Signs		Occasional gasping or licking during treatment	Occasional gasping or licking in both groups. Infrequent episodes of ataxia or prostration in high-dosage group attributed to transient airway obstruction	
Hematology		--	No toxicologically-meaningful differences from controls	
Clinical Chemistry		--	No toxicologically-meaningful differences from controls	
Organ Weights		--	Dose-related increased lung weights	
Anatomic Pathology		None	Mild inflammatory changes in the lungs at the end of the 3-day treatment period and after a 1-month recovery period	

**Table 11 – Ten-Day Toxicity Study of SURVANTA (Abbott-60386X) Administered Intratracheally to Weanling Ferrets**

Group	T <sub>0</sub>	T <sub>1</sub>	T <sub>2</sub>	T <sub>3</sub>
Dosage (mg phospholipid/kg/day)	0 (sham-treated)	0 (0.9% saline)	100	100
Dose Volume (mL/kg)	---	8	4	8
No. Deaths / No. Treated	0/8	0/8	0/8	0/8
Body Weight Gain	24%	24%	22%	21%
Toxic Signs	None	Dyspnea immediately after treatment (attributed to transient airway obstruction by saline or test surfactant)		
Hematology	--	No statistically significant differences from values for sham-treated ferrets		
Clinical Chemistry	--	No statistically significant differences from values for sham-treated ferrets		
Organ Weights	--	No statistically significant differences from values for sham-treated ferrets		
Anatomic Pathology	None	None	Sparsely-distributed, minimal to mild, pulmonary microgranulomata in 16/16 surfactant-treated ferrets (consistent with treatment route and lipid nature of test surfactant)	

**Table 12 – One-Month Intratracheal Toxicity Study of SURVANTA in Young Ferrets**

Group		T <sub>0</sub>	T <sub>1</sub>	T <sub>2</sub>
Dosage (mg phospholipid/kg/day)		0 (0.9% saline)	300	300, twice daily
Dose Volume (mL/kg, four times daily)		12, twice daily	12	12, twice daily
No. Deaths / No. Treated		0/10	1/10*	1/10*
Body Weight Gain	M	64.6%	62.7%	46.4%
	F	44.0%	44.7%	27.5%
Toxic Signs		Occasional gasping during treatment	Occasional gasping during treatment and infrequent episodes of prostration attributed to transient airway obstruction	
Hematology		--	No toxicologically-meaningful differences from controls	
Clinical Chemistry		--	No toxicologically-meaningful differences from controls	
Organ Weights		--	Increased lung weights	
Anatomic Pathology		None	Scattered pneumonic infiltrates in lung parenchyma of nearly all SURVANTA-treated ferrets; most severe in high-dosage group	

\* Deaths were attributed to mechanical suffocation.

## **PATIENT MEDICATION INFORMATION**

### **READ THIS FOR SAFE AND EFFECTIVE USE OF YOUR INFANT'S MEDICINE**

**PrSURVANTA®**

#### **beractant, intratracheal suspension**

Read this carefully before **SURVANTA** is given to your infant. This leaflet is a summary and will not tell you everything about this drug. Talk to your infant's health professional about your infant's medical condition and treatment and ask if there is any new information about **SURVANTA**.

#### **Serious Warnings and Precautions**

- **SURVANTA should only be given by health professionals experienced in treating premature infants with Respiratory Distress Syndrome.**
- **During and after receiving a dose, the infant will need to be monitored closely for any clinical changes.**

#### **What is SURVANTA used for?**

- SURVANTA is used to prevent and to treat Respiratory Distress Syndrome (also called Hyaline Membrane Disease) in premature infants.
- Respiratory Distress Syndrome is a breathing problem that affects premature infants whose lungs are not developed enough to make surfactant (a liquid that coats the inside of the lungs). Without surfactant, the lungs would not expand adequately and the infant might not be able to breathe in enough oxygen.

#### **How does SURVANTA work?**

When infants are born at full-term, their lungs contain an adequate amount of a substance called pulmonary surfactant that lowers the surface tension in the lung alveoli (the air sacs in the lungs where oxygen is exchanged) and prevents alveolar collapse during breathing. Premature infants may lack adequate amounts of pulmonary surfactant, which can result in Respiratory Distress Syndrome, a condition that makes breathing difficult.

SURVANTA is a natural bovine lung extract containing a mixture of substances which mimic the surface-tension lowering properties of natural lung surfactant. When administered into the trachea soon after birth or early in the premature infant's life, SURVANTA spreads throughout the lungs, allowing the alveoli to expand and remain open for proper oxygen exchange at the alveolar level.

#### **What are the ingredients in SURVANTA?**

SURVANTA is composed of different types of lipids (including phosphatidylcholine and other phospholipids, triglycerides, and free fatty acids), proteins, and sodium chloride.



**SURVANTA comes in the following dosage forms:**

SURVANTA is available in a 4 millilitre vial (100 milligrams strength) and an 8 millilitre vial (200 milligrams strength).

**Do not use SURVANTA:**

- There are no known contraindications to treatment with SURVANTA.

**The following may interact with SURVANTA:**

There are no known drug interactions with SURVANTA.

**How SURVANTA is administered:**

- SURVANTA is administered by or under the supervision of health professionals experienced in intubation, ventilator management, and general care of premature infants.

**Usual dose:**

The dose of SURVANTA is based on the infant's birth weight (100 mg/kg birth weight). Four doses of SURVANTA can be administered in the first 48 hours of life. Doses should be given no more frequently than every 6 hours.

**Overdose:**

Overdosage with SURVANTA has not been reported.

**Missed Dose:**

Not applicable.

**What are the possible side effects from using SURVANTA?**

These are not all the possible side effects your infant may have when receiving SURVANTA. If you have any concerns about side effects not listed here, talk to your infant's health professional for more information.

Most side effects occur during the dosing procedure.

Common side effects include:

- slow heartbeat
- decreased oxygen in the blood

Less common side effects include:

- paleness
- low blood pressure
- high blood pressure
- decreased carbon dioxide in the blood
- increased carbon dioxide in the blood
- temporary suspension of breathing

All of these side effects can be treated.

### Reporting Side Effects

You can report any suspected side effects associated with the use of health products to Health Canada by:

- Visiting the Web page on Adverse Reaction Reporting (<https://www.canada.ca/en/health-canada/services/drugs-health-products/medeffect-canada.html>) for information on how to report online, by mail or by fax; or
- Calling toll-free at 1-866-234-2345.

*NOTE: Contact your infant's health professional if you need information about how side effects are managed. The Canada Vigilance Program does not provide medical advice.*

### Storage:

Vials are stored at 2 to 8°C, protected from light.

Keep out of reach and sight of children.

### If you want more information about SURVANTA:

- Talk to your infant's health professional.
- Find the full product monograph that is prepared for health professionals and includes this Patient Medication Information by visiting the Health Canada website: (<https://www.canada.ca/en/health-canada/services/drugs-health-products/drug-products/drug-product-database.html>); the manufacturer's website ([www.abbvie.ca](http://www.abbvie.ca)), or by calling 1-888-704-8271.

This leaflet was prepared by AbbVie Corporation.

Last Revised JUN 04, 2021